




















































































**2011 Etchells World Championship**  
**June 5-11, 2011**

Boat Information					Race									
Place	Bow	Country	Sail	Skipper	<u>1</u>	<u>2</u>	<u>3</u>	<u>4</u>	<u>5</u>	<u>6</u>	<u>7</u>	<u>8</u>	<u>9</u>	Total
1	79	 USA	<a href="#">979</a>	Bill Hardesty	1	1	19	7	1	6	1	2	- 84 dnc	38
2	26	 AUS	<a href="#">1026</a>	Noel Drennan	-21	9	8	2	8	3	5	3	8	46
3	27	 USA	<a href="#">1227</a>	Vincent Brun	3	4	2	4	7	14	9	12	-25	55
4	23	 USA	<a href="#">969</a>	Chris Busch	4	18	5	-38	3	12	7	4	6	59
5	66	 USA	<a href="#">666</a>	Don Jesberg*	25	-51	3	5	4	4	2	18	18	79
6	60	 USA	<a href="#">1060</a>	Dennis Conner	15	5	30	1	-36	9	6	16	5	87
7	80	 AUS	<a href="#">1278</a>	Michael John Hiatt	20	2	1	36	6	8	-48	8	7	88
8	52	 USA	<a href="#">1152</a>	Keith Whittemore*	23	14	4	12	2	16	17	-53	1	89
9	85	 USA	<a href="#">1285</a>	Bruce Golison	-37	8	16	8	15	10	10	28	11	106
10	46	 USA	<a href="#">946</a>	Craig Healy*	10	3	32	3	17	17	26	1	-50	109
11	75	 USA	<a href="#">1375</a>	Argyle Campbell*	19	11	-45	11	12	25	3	9	20	110
12	4	 USA	<a href="#">904</a>	Will Stout	36	32	11	9	5	1	-57	17	2	113
13	48	 NZL	<a href="#">1348</a>	Andrew Wills	2	33	25	6	9	19	-41	31	12	137
14	8	 USA	<a href="#">1308</a>	Senet Bischoff*	8	21	13	27	-50	24	25	10	14	142
15	16	 USA	<a href="#">1216</a>	Brian Camet	9	23	21	19	13	18	-33	7	33	143
16	68	 USA	<a href="#">1168</a>	Peter Vessella*	5	7	23	14	26	34	-63	14	22	145
17	35	 USA	<a href="#">935</a>	David Ullman	24	19	14	17	27	15	20	-49	15	151
18	30	 USA	<a href="#">1350</a>	Bruce Burton	-63	22	7	20	23	26	16	22	19	155
19	86	 USA	<a href="#">986</a>	Bruce Nelson	32	-43	15	21	20	2	18	35	23	166
20	81	 FRA	<a href="#">1281</a>	Frederic Laffitte*	16	28	24	28	39	5	4	29	-67	173
21	33	 AUS	<a href="#">1337</a>	Rupert Henry	26	-40	10	22	19	36	11	38	17	179
22	98	 USA	<a href="#">985</a>	Andy La Dow*	27	36	36	10	30	7	-58	27	21	194
23	78	 USA	<a href="#">1378</a>	Marvin Beckmann	7	30	37	-44	28	31	12	23	29	197
24	69	 USA	<a href="#">1018</a>	Chris Snow	22	10	28	23	40	11	30	-60	37	201
25	6	 USA	<a href="#">706</a>	JJ Fetter	47	17	-68	35	25	32	13	43	4	216
26	10	 USA	<a href="#">1066</a>	Jon Rogers	6	55	-56	34	14	27	34	19	32	221
27	28	 USA	<a href="#">1283</a>	Andrew Whittome*	30	34	18	13	60	23	- 84 bfd	33	10	221
28	21	 USA	<a href="#">1221</a>	Wade Edwards	12	-65	9	24	51	40	22	32	47	237
29	18	 AUS	<a href="#">1223</a>	Chris Hampton	43	37	17	33	22	39	8	39	-48	238
30	31	 GRE	<a href="#">1368</a>	George Andreadis	33	24	49	30	43	-59	31	5	28	243
31	37	 USA	<a href="#">1137</a>	Shannon Bush	35	12	35	42	31	54	23	-55	16	248
32	99	 USA	<a href="#">669</a>	Ted Hardenbergh*	38	52	6	58	-61	20	54	13	9	250
33	94	 USA	<a href="#">794</a>	Steve Pacelli	11	-59	42	46	59	30	56	11	3	258
34	7	 USA	<a href="#">552</a>	Tom Malone	48	29	47	-50	16	21	21	36	43	261
35	89	 AUS	<a href="#">1389</a>	Robert Hanna	52	20	22	52	29	58	- 84 dns	6	27	266
36	84	 USA	<a href="#">984</a>	Steve Wright*	41	25	44	48	24	47	14	25	-56	268
37	93	 AUS	<a href="#">1293</a>	Ian Crisp	55	31	29	15	38	35	19	-62	58	280
38	20	 BER	<a href="#">1394</a>	Mark Watson	58	27	43	18	10	61	38	26	- 84 dnf	281
39	56	 USA	<a href="#">1234</a>	David Levy	31	16	53	-55	42	50	24	24	49	289
40	96	 GBR	<a href="#">962</a>	Rob Goddard	14	45	33	31	46	51	27	44	-64	291
41	51	 USA	<a href="#">926</a>	Nico Landauer	59	44	20	16	21	22	-75	75	44	301

42	40		AUS	<a href="#">1384</a>	Stephen Orourke*	65	13	26	54	-76	37	37	48	36	316	
43	22		USA	<a href="#">1224</a>	Peter Sulick	29	-53	38	29	48	52	47	42	31	316	
44	14		USA	<a href="#">1149</a>	John Pedlow	50	63	39	-76	32	45	40	21	39	329	
45	58		NZL	<a href="#">1058</a>	John Melville	39	58	50	47	34	-75	15	51	45	339	
46	47		SUI	<a href="#">1187</a>	Seamus McHugh	49	- 84 dnc	59		39	47	46	35	15	51	341
47	54		USA	<a href="#">556</a>	David Steffan	44	6	57	49	44	43	59	-61	41	343	
48	12		USA	<a href="#">1126</a>	Rick Kaiser	62	46	64	37	56	28	-67	41	13	347	
49	50		AUS	<a href="#">1150</a>	Bill Steele*	53	41	27	26	57	48	-64	64	46	362	
50	57		AUS	<a href="#">1237</a>	John Savage	45	48	62	56	45	-64	55	20	38	369	
51	87		GBR	<a href="#">987</a>	Robert Elliott	34	50	60	40	66	29	28	-73	62	369	
52	83		USA	<a href="#">983</a>	Kevin Hoyt*	42	39	-67	66	58	53	42	45	26	371	
53	62		USA	<a href="#">1262</a>	Philippe Kahn	18	38	46	53	69	56	39	-71	55	374	
54	19		USA	<a href="#">966</a>	Michael Laport*	- 84 dsq	26		69	71	11	13	84 bfd	37	71	382
55	74		USA	<a href="#">977</a>	Tom Oller*	-73	71	31	61	49	33	50	47	40	382	
56	39		USA	<a href="#">1220</a>	Mark Teborek	-64	56	52	25	35	55	62	40	59	384	
57	3		NZL	<a href="#">1379</a>	Gavin Gerrard	28	49	61	51	41	44	60	-65	53	387	
58	73		CAN	<a href="#">973</a>	Kirk Palmer*	17	62	55	-74	52	38	51	69	57	401	
59	44		USA	<a href="#">1044</a>	John Downing	61	42	41	69	-71	62	43	30	54	402	
60	17		AUS	<a href="#">1117</a>	Ian Anderson*	69	60	48	32	33	69	29	-77	68	408	
61	9		USA	<a href="#">909</a>	Marshall Harrington*	51	57	-71	60	37	41	61	56	52	415	
62	15		USA	<a href="#">1315</a>	John Gilmour	56	67	66	-73	18	42	52	70	65	436	
63	5		USA	<a href="#">1305</a>	Michael Gavin	13	15	40	41	- 84 dnc	84 dnc	84 dnc	84 dnc	84 dnc	445	
64	1		USA	<a href="#">1301</a>	Peter Shumaker	66	69	34	57	67	63	-70	57	35	448	
65	43		AUS	<a href="#">1343</a>	Nick Kingsmill	67	- 84 ocs	51		70	55	60	71	52	24	450
66	41		USA	<a href="#">1241</a>	Ken Womack*	57	61	63	45	65	-76	49	76	34	450	
67	77		AUS	<a href="#">1277</a>	Peter Coleman*	46	66	-79	68	53	78	44	34	73	462	
68	29		USA	<a href="#">294</a>	Larry Schmitz	40	64	65	-79	63	65	68	68	30	463	
69	32		USA	<a href="#">1069</a>	Elizabeth Altman	-79	74	12	78	73	49	69	63	60	478	
70	11		USA	<a href="#">1111</a>	Patricia Stadel*	76	70	58	65	-79	57	45	54	70	495	
71	53		USA	<a href="#">583</a>	Kjeld Hestehave	75	75	70	62	72	68	32	50	-76	504	
72	38		USA	<a href="#">385</a>	Gary Baker*	74	-77	54	43	75	66	72	59	61	504	
73	88		USA	<a href="#">889</a>	Thomas Corkett	71	68	77	59	62	67	36	72	- 84 dnc	512	
74	49		BER	<a href="#">1249</a>	Tim Patton	60	54	76	-77	74	74	53	67	72	530	
75	55		USA	<a href="#">674</a>	Tom Stanford	72	-76	73	63	70	72	73	66	42	531	
76	24		AUS	<a href="#">1124</a>	Michael Morris*	77	73	-81	72	54	70	65	58	63	532	
77	45		UAE	<a href="#">1386</a>	Jan Muysken*	68	35	-78	64	77	73	66	78	74	535	
78	2		USA	<a href="#">1002</a>	John Chapman*	78	78	80	-81	80	71	46	46	66	545	
79	36		ITA	<a href="#">836</a>	Marco Cimarosti	70	47	72	67	68	80	- 84 bfd	80		69	553
80	97		USA	<a href="#">897</a>	Bill Melbostad*	54	72	74	80	64	79	- 84 dns	74		84 dnc	581
81	25		AUS	<a href="#">1025</a>	Glenn Norton*	76 rdg	76 rdg	75	75	78	77	74	-79	75	606	
82	34		GBR	<a href="#">1354</a>	David Franks	- 84 dnc	84 dnc	84 dnc	84 dnc	84 dnc	84 dnc	84 dnc	84 dnc	84 dnc	84 dnc	672
83	42		AUS	<a href="#">1385</a>	Jason Ward	- 84 dnc	84 dnc	84 dnc	84 dnc	84 dnc	84 dnc	84 dnc	84 dnc	84 dnc	672	