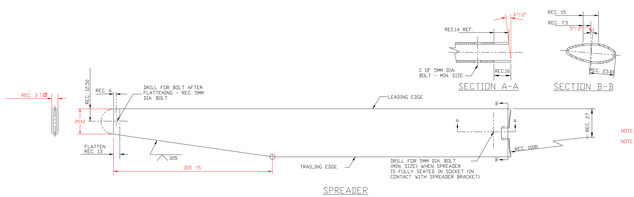

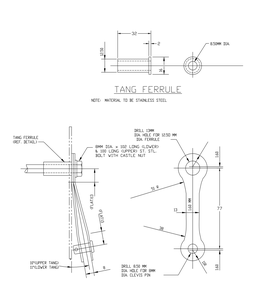

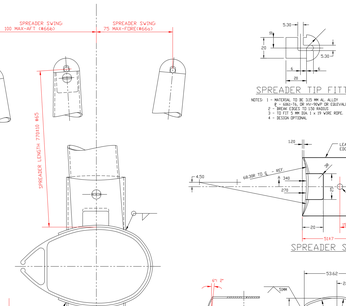

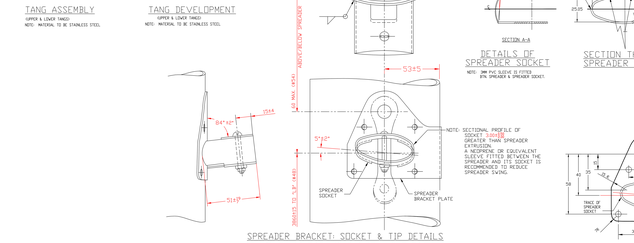

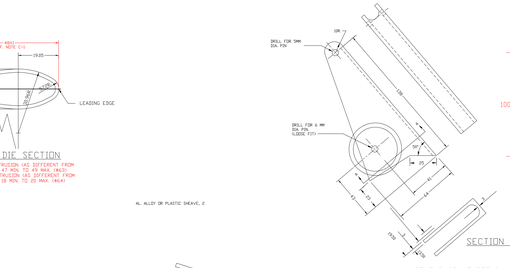

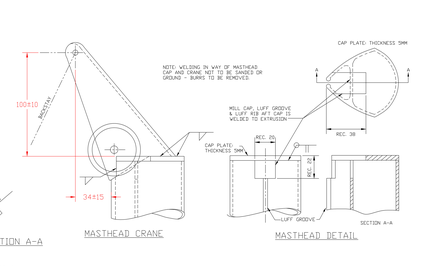

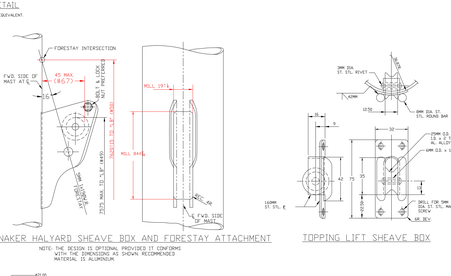

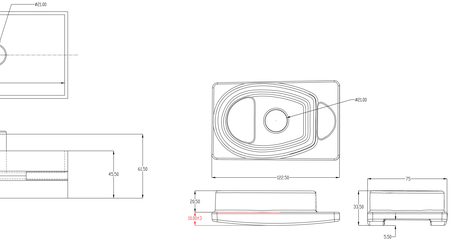

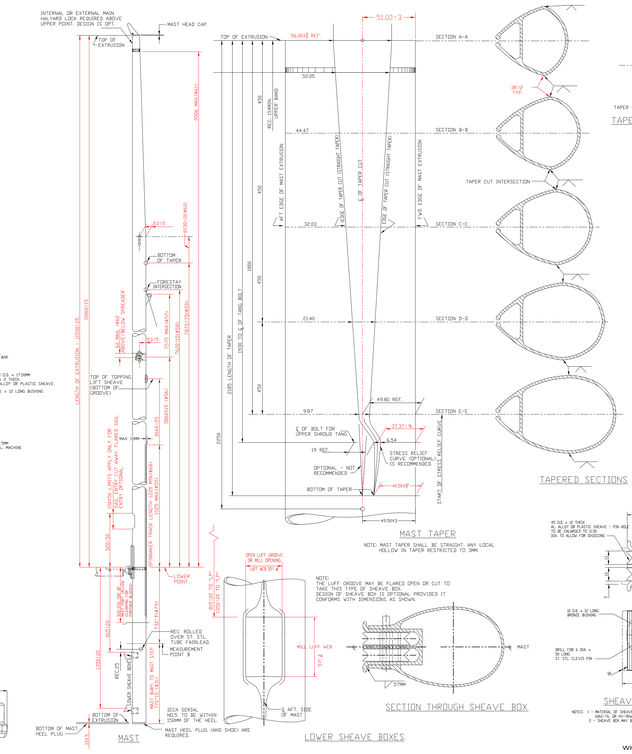

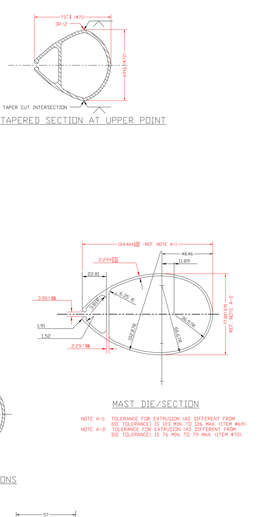

NOTE:
1. ALL DIMENSIONS ARE GIVEN IN MILLIMETRES.
2. NUMBERS IN BRACKETS PRECEDED BY # E.G. (#123) REFER TO ITEM ON THE MEASUREMENT FORM.

COPYRIGHT AND NOTE ONLY THE INTERNATIONAL ETCHELLS CLASS ASSOCIATION (IECA) HAS THE RIGHT TO COPY AND DISTRIBUTE THIS DOCUMENT IN ANY FORM AND BY ANY METHOD AS IT SEES FIT. THIS DOCUMENT HAS BEEN PREPARED BY THE INTERNATIONAL ETCHELLS CLASS ASSOCIATION TO ASSIST THE CONSTRUCTION OF ETCHELLS CLASS YACHTS.

CONTROLLING AUTHORITIES:
International Etchells Class Association
P.O. Box 1976
San Diego, CA 92112 USA
Phone: 11-619-840-3008
Email:
iecs@sailwhitehouse.com
WHITEHOUSE YACHT DESIGN
5 Marina Park, Conwy
Isle of Anglesey, PO31 7YJ United Kingdom

A	2021/05/05	SPREADER BRACKET LENGTH CHANGE	CH / MR
B	2021/05/05	SPREADERS LIST ADDED	CH / MR
C	2021/05/05	TANG FERRULE ADDED, TANG DIA.	CH / MR
D	2021/05/05	TANG DIA.	CH / MR
E	2021/05/05	HISTORIC PLATE DETAILS ADDED TO PAGE 2	CH / MR
F	2021/05/05	SPREADER BRACKET PLATE DEVELOPMENT	CH / MR
G	2021/05/05	SPREADER SLEEVE FOR CONNECTION	CH / MR
H	2021/05/05	OPTIONAL SIDE	CH / MR
REV	DATE	REVISION DETAILS	DRAWN CHK APP

SPAR PLAN

INTERNATIONAL ETCHELLS CLASS

SUBT - International Etchells Class Association

PROJECT: #125 | REV: No | SHT: 1 OF 3

SCALE: AS DRAWN | 3MKB-25G | 1 of 3