

1999 Etchells World Championship

**Royal Prince Alfred Yacht Club,
Newport, Australia, Jan 16 - 22, 2000**



Paul Smith, Matthew Magarey
and Peter Jeffrey catch a wave
in Race 6.

Australian Cameron Miles with his Soling team of James Mayo and Andrew Palfrey captured the 1999 Etchells World Championship, sailed on the turbulent waters of Palm Beach Circle just north of Sydney. Miles, finishing never less than third, posted a stunning 11 points for the regatta; they did not sail the last race. Having just lost out on a bid for the Australian Olympic Soling berth three weeks before, Miles and crew put their disappointment behind them, sailed five brilliant races and savored the sweetness of being the 1999 Etchells Champions. In the 25 year history of this Championship, only one other Champion has posted a better record — Dave Curtis won the 1983 Worlds with a total of 3 points.

Curse dispelled with 270

In addition to taking the title, Miles and crew crushed the curse of victory in the Practice race bringing bad luck. After leading around the entire course of the invitational race, they took the gun, but only after doing a 270 turn just before the finish to ward off any bad luck.

Rigorous sailing conditions-lumpy sea, rainy, and wind from all directions at 5-20 knots- greeted the 68 boat fleet for Race 1. After a fresh windward leg, the leaders Jan Scholten, AUS 394; Phil Dash, AUS 354; Gary Weisman, USA 966, and Miles, AUS 420, had to tough it out through a dying breeze on the right to eventually be rewarded. Scholten held on to finish first, followed by Miles.

Sunny and hot seabreezes in varying velocities gave the competitors more comfortable conditions for Races 2 and 3, but the sea still raged, as the current flowing out of Pittwater clashed with waves rolling in from the Tasman Sea. Picking the wind shifts was critical. Miles got it right in Race 2 to win, starting at the 15° favored boat end didn't hurt either. In Race 3, the first four boats—Ian Walker, AUS 424; Grant Wharington, AUS 400; Tim Law, GBR 138; and Mark Richards, AUS 401—finished within nano-seconds of each other closely followed by Cameron Thorpe, NZL 372, and Miles only to discover that three of the top six boats to finish were declared OCS. Thus, Walker took the first, with Richards and Miles coming second and third. Of Race 3, Andrew Palfrey said, "It was a great day for sailing - the day (in hindsight) we won the regatta."

Race 4 sailed in gentle seabreezes under sunny skies was again to Walker's liking. He took an early lead and never

relinquished it, though pressed hard by Richards, Miles, David Clark, AUS 415, and Ben Altman, USA 1101.

Race five clinches regatta for Miles -sets up five way battle for second

Going into Race 5, Miles' consistent and conservative sailing had given him an impressive, but not uncatchable, lead. A very hot day with shifty westerlies fighting the seabreeze challenged the fleet. After one general recall, a huge course change and a black flag start, the boats going left led the pack. Iain Murray took an early lead and kept it to the finish, holding off an impressive last windward leg effort by Ben Altman and Miles, who finished second and third respectively. This clinched the Championship for Miles and crew, but set up a five boat race with Peter McNeil, Ian Walker, Michael Coxon, Ben Altman and Mark Richards for second spot in the regatta. The sail in from Race 5 set a new record for being the longest ride in after a race in Etchells Championship history. The finish was almost closer to New Zealand!

Miles, having already clinched the championship, chose not to sail Race 6. When asked about AUS 420's success, Palfrey working the foredeck said, "We had great downwind speed (something we worked hard on in the Soling) and most of all, a belief that we would prevail as the races went on."

Race 6 sailed in high winds (22-26 knots) and furious seas gave the competitors one last test of seamanship, grit and will. After a general recall then a Black flag start, steep waves and current made windward progress hard work. Off the breeze, the crews had spectacular rides, some boats picking up three places on one wave. Positions changed drastically throughout the race, but at the end Steve O'Rourke, AUS 411, finished first followed by Richard Hammond. Ian Walker's 8th place gave him second for the regatta.


New Masters division award

The 1999 Championship marked the initial awarding of the C. Stanley Ogilvy Masters Perpetual Trophy, dedicated to honor Stan's long service to the Class as Chairman of the Technical Committee, a post from which he retired last year. The C. Stanley Ogilvy Masters trophy is awarded to the competitor over fifty with the best score in the World Championship. Richard Coxon, 55, and Scott Piper, 60, led the field of fourteen going into the last race. Coxon was holed in a port/starboard incident during the start sequence and was forced to retire. Given average points for the race, Coxon earned the Master's Trophy with 62.5 points over Piper with 71. Piper earned the Robert W. Sides Seniors Trophy.


New at 1999 WORLDS
The committee devised an innovative weigh-in process, to discourage the unhealthy practice of rapid weight loss followed by bulking up. Ten boat crews were chosen daily by random selection, to be weighed in before each day's racing. After the race another four boats were selected for weight and safety check.

Large helium balloons were floated from a mooring set just off from the windward mark to increase mark visibility in the big seaway. It worked!

1999 Etchells World Championship



Starts were crowded — there was plenty of wind in Race 6...



down wind was tricky, but you could pick off a few boats on a good wave...



and the apres sail was so sweet. David MacDonald, Lisa Perkins, Andrew Perkins—Melbourne Fleet Captain, and Brian Perkins, AUS 275.

In addition to 48 boats from Australia, the Championship brought to the start line eight boats from the USA, five from New Zealand, five from England, one each from Hong Kong and Bermuda.

Three International Jury members from Australia, Chairman Mark Pryke, Graham Burt and Lisa Bettcher, were joined by Carlos Diehl of Argentina and two from New Zealand Bevan Woolley and Rob Green. Competitors, their families and friends, all enjoyed the great hospitality and facilities of the Royal Prince Alfred Yacht Club. From the beers around the "barbie" after each race to the fine hard stand facilities and good regatta organization, David Richard and his staff, especially the two Ems, did an outstanding job of making the regatta a success. Assisting Chief Measurer Denis Heywood in the pre-championship measuring was Whit Davis, Measurer for the 2000 Worlds, who came to get some practice for the San Diego event in August.

Due to travel schedules and time already put in by competitors at Australian Nationals and the Worlds, the scheduled Match Race did not take place. □

Some material in this article was contributed by Andrew Palfrey. Photos by Kitty Norton

Most Parts in Stock

Masts	Stock Parts From:
Booms	Harken
Spinpoles	Ronstan
Halyards	RaceLite
Sheets	Kenyon
Custom Parts	Johnson
	Proctor
	Nicro
	Schaefer
	Windex
	Wichard
	Smidmore
	Ontario Yachts

 **MARBLEHEAD
RIGGING**
WIRE AND ROPE

7 Ferry Lane • Marblehead, MA 01945-3217 • 781-639-2642

1999 Etchells World Championship Results

Pos.	Skipper/Crew	Sail #	R1	R2	R3	R4	R5	R6	T/Pts.	
1	Cameron Mile, James Mayo, Andrew Palfrey	AUS 420	2	1	3	2	3	(69)	11	
2	Ian Walker, Nick Williams, Matt Wenke	AUS 424	(20)	13	1	1	9	8	32	
3	Peter McNeil, Bill Wawn, James Mayjor	AUS 337	6	4	7	14	8	(19)	39	
4	Michael Coxon, William McCarthy, Steve Jarvin	AUS 421	(23)	2	5	9	12	18	46	
5	Gary Weisman, Jeff Pape, Andrew Whittome	USA 966	4	10	19	(31)	10	9	52	
6	Andrew Hunn, Stephen McCullum, Tim Hardstaff	AUS 414	9	6	(69)	13	17	7	52	
7	Mark Richards, Mick Hole, Bruce Wookey	AUS 401	19	15	2	3	18	(22)	57	
8	Richard Coxon, Tony Hirst, Michael Coxon	AUS 403	12	3	24	(29)	11	12.5	62.5	
9	Iain Murray, Peter Ahern, Steve McConaghy	AUS 384	(39)	5	25	26	1	12	69	
10	Jan Scholten, Simon Grosser, Mike Hughes	AUS 394	1	20	13	25	(29)	11	70	
11	Ian Johnson, Gary Smith, Tim Ede	AUS 406	22	11	(26)	18	16	3	70	
12	Jake Gunther, Tony McPhail, Simon Lofterod	AUS 361	(67)	16	22	15	4	14	71	
13	Scott Piper, Jud Smith, Cliff Whatmore	USA 1100	10	18	18	(38)	5	20	71	
14	Grant Wharington, Peter Gillon, Graeme Taylor	AUS 400	35	7	(69)	7	7	17	73	
15	Ben Altman, Tom Norsworthy, Doug Scheibner	USA 1101	13	50	6	5	2	(54)	76	
16	Steve O'Rourke, Scot Condie, John Minter	AUS 411	15	—	(28)	16	19	26	1	77
17	Julian Plante, Nick Garland, Greg Barber, David Stevens	AUS 243	27	25	8	11	6	(69)	77	
18	Richard Hammond, Stephen Trevillion, Chris Langley	AUS 419	(37)	33	10	17	25	2	87	
19	Nils Razmilovic, Phil Lawrence, Martin Borrett	GBR 102	8	27	(69)	6	32	16	89	
20	Bruce Anson, Philip Coombs, Bryan Northcote	AUS 413	14	22	17	24	15	(45)	92	
21	Glenn Tucker, Daren Bracewell, Edgar Vitte	AUS 388	5	21	(35)	21	19	31	97	
22	Phil Dash, Adrian Dolin, Leigh Roulston	AUS 354	3	19	43	(69)	31	4	100	
23	Tim Law, Steve Girling, Mark Spruce	GBR 138	29	9	(69)	16	36	13	103	
24	Robert Howison, Jeremy Thomson, Martin Shelton	GBR 36	7	37	9	33	21	(43)	107	
25	David Clark, Patrick Broughton, Simon Thomas	AUS 415	(40)	23	11	4	34	35	107	
26	Michael Goldfarb, Mark Brink, Michael Lenkeit	USA 1008	36	(44)	12	32	20	10	110	
27	John Dunn, Glen Nattrass, Justin Lynch	AUS 350	18	31	(34)	28	13	21	111	
28	Tim Patton, Mike Hein, Chris Hosling	BER 4	25	(49)	4	27	33	26	115	
29	Ante Razmilovic, David Bedford, Bill Masterman	GBR 120	16	8	32	(69)	14	46	116	
30	Mark Doyle, Peter Martin Jones, Travis Tubman	AUS 339	11	32	29	23	(38)	29	124	
31	Matthew Madsen, Laurie Wood, David Evans	AUS 311	(63)	14	20	22	35	36	127	
32	Grant McKeller, Stephen Barlow, Tim Neil	AUS 307	55	12	47	10	(69)	5	129	
33	Cameron Thorpe, Steve Barton, Daniel Bush	NZL 372	44	43	(69)	12	28	6	133	
34	Paul Smith, Matthew Magarey, Peter Jeffrey	AUS 370	17	29	28	37	(50)	30	141	
35	Robert Weir	AUS 281	28	30	30	(45)	43	15	146	
36	Jason Antill, Joshua Antill, Mark Phillips	AUS 375	34	26	(69)	35	27	28	150	
37	Andrew Perkins, David McDonald, Brian Perkins	AUS 275	33	(51)	23	39	37	23	155	
38	David Schmidt, Miles Addy, Kelcey Gager	NZL 1085	32	41	14	30	(46)	41	158	
39	Grant Turnbull, Allan Spillar, Keith Hogan	NZL 44	24	(54)	27	51	22	34	158	
40	Burke Melia, Mitchell Garbler, Terry Yuill	AUS 356	30	39	(45)	8	41	42	160	
41	Gary Cassidy, Geoff Davidson, Bruce Hollis, Barry Ryan	AUS 416	31	—	17	31	(60)	57	188	
42	Mark Anderson, Jason Crowl, Malcom Anderson, Peter Gardiner	AUS 402	42	(69)	50	48	23	23	188	

continued next page



A better program—true all-condition main, two wide-range jibs, a great runner

*** Australian masts available ***

Ben Altman

phone 773/935-9007

fax 773/935-8202

e-mail BenAltman@compuserve.com

1st Canadian Nationals 1999

1st Great Lakes 1999 and 1998

1st Florida States 1999

1st Worlds 1998, Race 5


Bill Shore

phone 401/849-7700 fax 401/849-7952

e-mail ShoreInternational@compuserve.com

7 Merton Road, Newport RI 02840

1999 Etchells World Champion



Talking to an Etchells World Champion just after he has captured that title, you don't expect to hear the word Soling. But that word was spoken more than a few times in conversation with Cameron Miles just after race five in which Cameron with crew James Mayo and Andrew Palfrey clinched the title in Pittwater, Australia. Having lost out on their bid for the Australian Soling berth in the 2000 Olympics just a couple of weeks prior to the 1999 Etchells Worlds, Miles' triumph was dampened with the still fresh memory of defeat. "Winning the Worlds," said Miles, "is a vindication for me. We worked so hard for four years to gain the Soling Olympic berth, and lost it all the last day. This is a consolation for us after four years of effort and pain in the Soling and the Etchells."

"A lot of things worked in our favor in this regatta," said Miles, "the conditions suited us, the breeze was steady, and we made some good decisions out there. We were consistent and conservative, and we had a relaxed attitude."

Another factor Miles attributes their success to was the fact that four or five top guys were missing from the event. "Colin Beashel, for one," said Miles. "Colin called me last night (after race four) to say good luck and steady on. That meant a lot to me."

Miles sailed in the Worlds with the same Soling crew that had been together for four years. Theirs was a complete team effort. They credit their success in the Etchells Worlds to their level of preparation for the Soling Olympic bid. When asked just what their program consisted of, Miles calm, demeanor turned passionate: "We did fitness training on a daily basis. We had psychological training with some wonderful people. We had excellent coaching — the best people helped us. Stig Westergaard and Rod Davis gave tremendous help. And, we competed against the best Soling sailors in the world, Jochen Schumann and David Curtis, to name a few."

Miles first sailed Etchells in the 1985 Worlds in Newport Beach, California. Miles, 37 years old, lives in Newport, NSW, with his wife, Sandra, and Evan, their 16 month old son. He works with his family's outdoor advertising business. "When all those guys walk into the Olympic stadium, I won't be with them, but they'll all be looking at my advertising billboards," said Cameron, with a grin.

□

continued from previous page

Pos.	Skipper/Crew	Sail #	R1	R2	R3	R4	R5	R6Tot.	Pts.
43	Rick Maxwell, Brad Moore, Chris Carrol	AUS 360	26	(62)	36	44	45	37	188
44	John Collingwood, Gavin Dagley, Russell Hutton	AUS 253	21	57	21	42	52	(69)	193
45	David Royle, Peter Royle, Graeme Cunningham	AUS 355	43	(53)	51	20	42	39	195
46	Brad Palmer, Michael Tyquin, Trevor Martin, Brian Tyquin	AUS 378	(49)	36	40	49	23	49	197
47	Michael Ewart-Smith, Ben Richards, Stephen Marsh	GBR 126	38	24	38	56	(69)	40	196
48	David Rose, Matthew Harrison, Scott Backhouse	AUS 396	54	40	42	36	(60)	25	197
49	John Cameron	AUS 408	46	35	46	41	48	(57)	216
50	Andrew Blakeney, Chris Thompson, Steven Henley	AUS 342	51	46	39	40	40	(56)	216
51	John McDougall, David Slingsby, Peter Rivers	AUS 362	50	42	(52)	52	39	33	216
52	John Dowrick, Luke Blincoe, Steve Kritzler	AUS 382	(58)	55	15	34	58	55	217
53	Nick Knezic, Justin Rowe, Carlo Roberts	AUS 313	(68)	45	60	58	30	27	220
54	John Eldsen, Joanna Eldsen, Alex Eldsen, Susan Penty	HKG 4	(65)	47	41	50	44	47	229
55	Peter Alexander, Mark Links, Mathew Knight	AUS 409	52	34	49	43	55	(69)	233
56	Ken Vaughan, Joe Vaughan, James Campbell	AUS 270	45	56	48	(64)	51	38	238
57	Kers Clausen, Tim Muirson, Fred Chandler	USA 820	48	52	33	59	(62)	48	240
58	Bill Steele, Russell Frame, Andrew Steele	AUS 316	(56)	48	55	46	47	50	246
59	Ross McInnes, Adam South, David Price	AUS 250	64	59	37	54	(65)	51	265
60	Trevor Neate, Peter Elliott, Tim Dixon	AUS 184	47	38	53	(69)	63	69	270
61	Charmaine Tate, Carey Dobbs, Raewyn Bennett	NZL 546	41	(66)	59	61	49	59	269
62	Peter Stubbings, Ann Stubbings, Dale Barrows	AUS 423	(60)	60	57	55	54	44	270
63	Cameron Pryce, Scott John, Peter Rosendahl	AUS 113	59	65	(69)	62	53	32	271
64	Jeff Nehms, Jim Kasper, Phil Macafee	USA 575	57	61	56	47	(64)	53	274
65	Geoff Moxham, Brian Southcombe, Andrew Martin	AUS 319	61	(63)	44	63	59	58	285
66	Niesje Hees, Carol Nikakis, Paul Andrews, Amanda Coates	AUS 235	(66)	64	54	53	61	60	292
67	John Kenerson, Don Later, Henry Frazier	USA 934	53	58	58	57	(69)	69	295
68	Chris Bensabat, Peter Rattray, Wayne Dixon	USA 51	62	67	61	65	56	(69)	311